



OPEN Long-term effects of adding biochar to soils on organic matter content, persistent carbon storage, and moisture content in Karagwe, Tanzania

Baraka Ernest^{1,2}, Pius Z. Yanda², Anders Hansson³ & Mathias Fridahl³

Soils require the application of biochar to improve degradation. The objective of this study was to evaluate the long-term effects of a field experiment on soil organic matter (SOM), soil organic carbon (SOC), and soil moisture content in Karagwe, Tanzania. Seven years ago, a field experiment was conducted using a Latin rectangle design with four replications. The treatments included carbonization and sanitation (CaSa) and carbonization and standard compost (CaSt), which were compared to control Andosols (CoA). A total of 96 soil samples were collected to determine SOM, SOC, and soil moisture content. The data were analyzed using one-way analysis of variance. The results showed that soil samples from the CaSa-treated soil had an increase in SOM content of 17.3%, an increase in stored SOC content of 10.0%, and an increase in soil moisture content of 6.3%. Compared with those in CoA, the CaSt-treated soil showed increases in SOM, SOC, and soil moisture of 14.4%, 8.4%, and 4.0%, respectively. Therefore, all treatments improved soil properties, with CaSa proving more effective in enhancing SOM, SOC, and soil moisture content compared to CaSt and CoA. In conclusion, CaSa is recommended for its sustainable ability to enhance Karagwean soil over time.

The soil is the most significant component on Earth's surface and encompasses a complex ecosystem that includes microorganisms, inorganic particles and soil organic matter (SOM)^{1–3}. SOM consists of decomposed plant remnants, microbes, and the products of microbial breakdown^{4–6}. SOM is essential for maintaining soil quality and sustainability over time^{7,8}. Soil organic carbon (SOC) refers to the amount of carbon stored in the soil after the organic matter content has partially decomposed⁹. Approximately 1500 petagrams of organic carbon are held in the soil, making soil the largest carbon resource in the terrestrial biosphere^{10–12}. SOC is essential for sustaining ecological stabilization because it promotes the fixation of carbon dioxide (CO₂), supports the global carbon cycle, and enhances soil fertility^{13–16}. Soil moisture refers to the water content in the active layer of the soil and is usually measured at a depth of 1–2 m¹⁷. Adequate soil moisture is necessary for regulating plant growth¹⁸, soil temperature¹⁹, microbial activity^{20,21}, and nutrient transportation²² and ensuring agricultural water security²³.

However, approximately 25% of the world's fertile soil resources have experienced a significant decline in quality due to human activity²⁴. For instance, inadequate soil management practices in sub-Saharan Africa (SSA) have resulted in the degradation of approximately 25% of fertile soils²⁵. In Tanzania, continuous plowing poses a threat to Karagwean soil, as farmers fail to replenish the soil with sufficient organic amendments^{26–30}. Consequently, this leads to erosion, causing the deterioration of the SOM, a reduction in the soil's ability to retain SOC, and the loss of soil moisture^{31–33}. These practices have threatened more than 65% of people in SSA who depend on agriculture for their livelihood³⁴. Therefore, to achieve sustainable soil management, it is crucial to implement the use of biochar as a long-term strategy that focuses on increasing SOM, SOC, and soil moisture content^{35,36}.

Through pyrolysis, biomass is converted into biochar, a stable carbon-rich product at high temperatures between 300 and 900 °C in the absence of oxygen or in a limited oxygen environment^{37–39}. Studies suggest that

¹Department of Medical Botany, Plant Breeding, and Agronomy, Muhimbili University of Health and Allied Sciences, P.O. Box 65001, Dar es Salaam, Tanzania. ²Institute of Resource Assessment, University of Dar es Salaam, P.O. Box 35097, Dar es Salaam, Tanzania. ³Department of Thematic Studies: Environmental Change, Centre for Climate Science and Policy Research (CSPR), Linköping University, SE-58183 Linköping, Sweden. ✉email: anders.n.hansson@liu.se

biochar is porous and has a high surface area and significant negative charges, which improve soil properties^{40,41}. Biochar is valuable as an organic amendment because of its ability to change SOM content and retain soil moisture^{42,43}, increase soil carbon storage and capture carbon from the atmosphere⁴⁴. The long-lasting recalcitrant qualities of biochar help maintain carbon stocks and slow the degradation of SOM^{45,46}. However, the adoption of biochar in the Karagwe district is limited by an unstable supply of feedstocks, inadequate knowledge about the impacts of biochar on soils, restricted access to financial resources, and limited production techniques⁴⁷.

In response to these challenges, the Carbonization and Sanitation (CaSa) project and the Efficient Cooking in Tanzania (EfCoiTa) project were launched in Karagwe in 2014. These projects aim to promote the environmental benefits of sanitation and thermal cooking technology while improving soil quality sustainably by utilizing locally available biomass⁴⁸. Along with producing powdered charcoal, known as “biochar,” the projects utilized upgraded top-lit updraft (TLUD) cook stoves for cooking and sanitation purposes. The produced biochar was subsequently used as an organic amendment to restore degraded soil^{48,49}. Therefore, the use of biochar is a long-term, viable strategy for sustainably improving degraded soil^{50–52}.

Most studies have conducted short-term experiments (within a single planting season) to evaluate the effects of biochar on soil properties^{53–55}. For instance, in Heilongjiang Province, China, Li et al.⁵⁶ conducted a short-term experiment and found that applying biochar had no effect on the overall pattern of soil moisture content. In Tanzania, Krause et al.⁴⁹ conducted a short-term field experiment in Karagwe on the influence of biochar on soil fertility, carbon storage, and water content. However, no noticeable change in soil carbon content was observed during the first planting season following the application of biochar⁴⁹. Therefore, these short-term field experiments are often criticized for their failure to reveal changes in SOM, carbon storage, and soil moisture content⁴⁹. To uncover the long-term effects of biochar, a study conducted in China by Cong et al.⁵⁷ demonstrated that a one-time application of biochar in the field over seven years had long-lasting positive impacts on improving soil quality. Despite the existence of some field studies on the long-term impacts of biochar, there is a global scarcity of long-term studies that consider various regions and soil types⁵⁷. Therefore, there are limited long-term studies evaluating how biochar addition to soil affects SOM, carbon storage, and moisture content for several years in Karagwe^{49,58,59}.

Due to the limited number of long-term studies on the effect of biochar on soil quality in degraded areas^{60,61}, it is essential to conduct long-term field experiments to fully comprehend the impact of biochar on enhancing degraded soil quality⁶². However, studies have shown that adding biochar to a field experiment once can improve soil properties over several years^{57,63}. To address the existing information gap, this study aimed to evaluate the long-term effect of one-time biochar incorporation in Karagwean soil on the organic matter content, persistent carbon storage, and moisture content after seven years. The one-time addition of biochar may have long-term impacts due to its stability, allowing it to remain in the soil for millennia^{57,64}. Therefore, we hypothesize that adding biochar to Karagwean soil once for seven years may increase the SOM content, increase carbon storage, and increase the moisture content.

Materials and methods

Preparation of biochar

The TLUD cook stove, located in Karagwe, Tanzania, was used as part of the CaSa and EfCoiTa project to produce the biochar. The biochar used in this study was created through carbonization and sanitation (CaSa), which involved combining eucalyptus sawdust with pasteurized human excreta (a mixture of urine and feces). Another type of biochar, known as carbonization and standard compost (CaSt), was also used in this study. CaSt biochar is made from eucalyptus, a blend of grasses, ash, bean straw, and banana peels. According to the World Health Organization⁶⁵, urine can be safely used as an organic fertilizer in agriculture over a long period of time. However, feces contain high levels of bacteria, protozoan cysts, viruses, and worm eggs, which are necessary to treat before use^{65,66}.

Innovative approaches to sanitation, such as urine-diverting dry toilets (UDD) and TLUD cook stove pasteurization, allow us to view human excrement as a valuable resource rather than mere waste⁵⁹. The feedstocks used in this study were pyrolyzed in a TLUD cook stove at a high temperature of 500 °C⁴⁸. Pasteurized human excrement is an effective means of recycling micronutrients, nitrogen (N), phosphorus (P), and potassium (K) in plants⁴⁹. Furthermore, the use of biochar produced in home gardens not only provides agronomic benefits but also helps reduce carbon emissions⁶⁷. The physicochemical properties of the biochar were analyzed in a previous article by Krause et al.⁴⁸.

Study site description

The Mavuno Organization, located in Karagwe, Tanzania, operates at the Mavuno experimental site where this assessment took place. The coordinates of the site are 1° 34' 22.4" South and 31° 03' 28.6" East⁴⁹ (Fig. 1). Due to the semiarid tropical savanna environment in the area, most crops can be harvested twice a year⁶⁸. Rainfall occurs in the region twice a year, from September to November and from March to May^{69,70}. According to the United Republic of Tanzania⁷⁰, the average annual temperature ranges from 20 to 28 °C, and the soil type is classified as an Andosol⁷¹. The following are the fundamental characteristics of this soil classification, which were sampled at a depth of 0 to 30 cm: pH of 3.8, cation exchange capacity of 16.7 cmolkg⁻¹, total nitrogen of 0.3%, available phosphorus of 0.7 mgkg⁻¹, available potassium of 244.7 mgkg⁻¹, bulk density of 0.9 kgdm⁻³, total SOC of 3.5%, and SOM of 6.0%.

Experimental design and soil sampling

The short-term experimental study of March 2014 consisted of a series of 3 × 3-meter plots arranged in the shape of a Latin rectangle to reduce carry-over effects throughout the experiment, with five columns and five rows

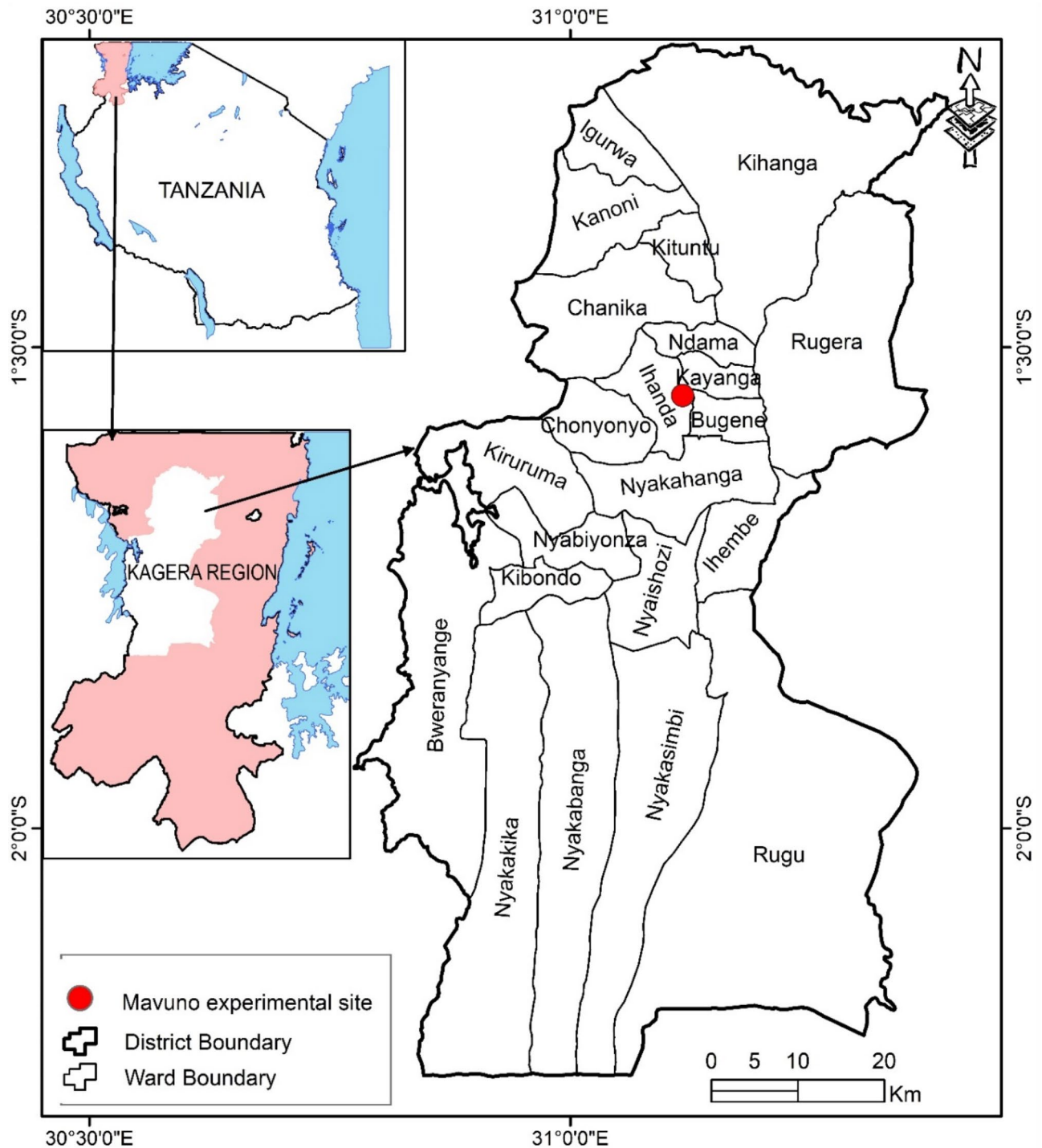


Fig. 1. Map showing the location of the Mavuno experimental site in Karagwe, Tanzania. The map was generated using ArcGIS 10.8 software. Source: University of Dar es Salaam, Institute of Resource Assessment, Geographic Information System (GIS) Laboratory, 2024 (<https://www.udsm.ac.tz/web/index.php/institutes/ira>).

(Fig. 2). Each plot was separated from the others by a 0.5-meter-deep trench⁴⁹. Similar to previous studies, there were five replications for each row and column, and four different treatments were applied.

In the present study, which focused on the long-term effects of biochar on SOC, SOM, and soil moisture content, both replications and treatment counts were modified within a comparable experimental field. However, the long-term addition of biochar to the soil gradually diminishes its effects due to soil leaching, which requires repeated applications to maintain its reparative properties⁷². Biochar can persist in the soil for thousands of years due to its inherent stability, allowing a one-time application to have long-lasting impacts on soil function⁶⁴.



Fig. 2. An experimental field to showcase various blocks and plots.

This enables us to conduct and evaluate the long-term effects of a one-time biochar application on improving degraded soil quality over a seven-year period. Therefore, we evaluated the experimental field using a set of 3×3 -meter plots arranged in the shape of a Latin rectangle with three columns and four rows. Latin rectangles that are counterbalanced for an odd number of treatments with reduced columns and rows are referred to as Youden rectangles⁷³. The treatments included the following: (1) untreated Andosol (CoA) serving as the control group; (2) the application of CaSt at $15.0 \text{ dm}^3 \text{ m}^{-2}$; and (3) the application of $8.3 \text{ dm}^3 \text{ m}^{-2}$ of CaSa⁴⁹. The effects of the treatments were evaluated with four replications.

In August 2021, soils were collected from the experimental field that was established in March 2014 (seven years ago). For each replicate, eight subsamples were collected, and any litter, grasses, or vegetative remnants were removed following the methods of Fernández-Ugalde et al.⁷⁴. Collecting multiple soil samples for each replicate allows for the estimation of an error term that considers various characteristics of the field experiment by capturing the variability from each replicate⁷⁵. An auger corer was used to collect subsamples from a depth of 0 to 30 cm. This sampling depth was chosen because it is the depth at which most soil changes occur, considering the impact of soil management practices on agricultural systems and land-use types⁷⁶. A total of 96 subsamples (number of treatments \times number of replicates \times number of subsamples = $3 \times 4 \times 8$) were collected, and each subsample weighed 500 g. These samples were then sealed in plastic bags with labels and sent to the soil laboratory at Sokoine University of Agriculture for analysis of SOC, SOM, and soil moisture content.

Laboratory analysis of SOM, SOC, and soil moisture content

Upon arrival at the laboratory, the soil samples were weighed and dried in an oven at $105 \text{ }^\circ\text{C}$ for 48 h until a constant weight was achieved, following the procedure outlined by Sparks et al.⁷⁷. Immediately after cooling, the dry soil samples were analyzed using the gravimetric method to estimate the moisture content. The remaining soil samples were left to air dry at room temperature. Once air-dried, the soil samples were sieved using a 2 mm diameter sieve to retain only particles smaller than or equal to 2 mm in size.

The SOC content was determined using the Walkley-Black wet oxidation method. Organic carbon was estimated from soil aggregates obtained by sieving soil samples. Each air-dried soil sample consisted of 5 g of 2 mm soil sieved using a 0.25 mm sieve. The purpose of sieving soil samples with a 0.25 mm sieve was to increase the homogeneity of the soil particles, improve the interaction between the soil and added reagents, and reduce the variability in the estimated carbon values. After passing through a 0.25 mm sieve, a 0.5 g soil sample was placed in a flask. Then, 20 mL of 5% potassium dichromate ($\text{K}_2\text{Cr}_2\text{O}_7$) and 10 mL of 95% concentrated sulfuric acid (H_2SO_4) were added to the flask as described by Walkley and Black⁷⁸. Afterwards, the flask was placed on a heating plate and heated until the solution inside the flask began to boil at a temperature of $150 \text{ }^\circ\text{C}$. After cooling, 10 mL of 95% phosphoric acid (H_3PO_4) and 100 mL of distilled water were added. Five drops of the ferroin indicator were added before titration. Then, 0.5 M ferrous ammonium sulfate ($(\text{NH}_4)_2\text{Fe}(\text{SO}_4)_2 \cdot 6\text{H}_2\text{O}$) was added, and the titer of the compound was recorded for the estimation of oxidizable soil organic carbon (OSOC)⁷⁹. According to Estefan et al.⁸⁰, to estimate the SOC, the amount of OSOC was multiplied by a factor of 1.3, derived from $100/77$. Aregahegn⁸¹ explained that 77% (w/w) of the active forms of SOC are oxidized by

$K_2Cr_2O_7$ at a temperature of approximately 120 °C, facilitated by the heat of dilution reaction triggered by the addition of H_2SO_4 . According to Estefan et al.⁸⁰, the following equation was used to estimate the SOC:

$$SOC (\%) = OSOC (\%) \times 1.3$$

To estimate the SOM, Braisdell et al.⁸² stated that the SOC is converted using the Van Bemmelen correction factor of 1.7, derived from 100/58. This conversion assumes that SOM comprises 58% (w/w) of the SOC and is provided in the following equation⁸⁰:

$$SOM (\%) = SOC (\%) \times 1.7$$

Statistical analysis

Statistical analysis was conducted using InStat 3 software. The Tukey–Kramer post hoc test was used to determine differences between treatment means, and all the statistical tests were considered significant at $p \leq .05$. One-way analysis of variance (ANOVA) was used to identify significant differences in SOM, SOC, and soil moisture content among the treatments.

Results

Effect of biochar on the SOM content

Following the application of biochar, we observed that the plots treated with CaSa (17.3%) and CaSt (14.4%) had the highest concentration of SOM throughout the study. Figure 3 illustrates that the SOM content was lowest (8.3%) in the CoA plots. To further investigate these differences, we conducted pairwise comparisons and utilized the Tukey–Kramer post hoc test. The results clearly indicated significant disparities ($p < .001$) between CoA and CaSt, CoA and CaSa, and CaSt and CaSa (Table 1).

Effect of biochar on the SOC content

The plots treated with CaSa had the highest and most statistically significant difference in SOC content, at 10.0%. This was followed by plots treated with CaSt, which had an SOC content of 8.4%. The plots treated with CoA had the lowest SOC content, at 4.8% (Fig. 4). The data indicate that there were significant differences between CoA and CaSt, as well as between CoA and CaSa, with p values less than 0.001. There were also significant differences between CaSt and CaSa, with a p value less than 0.001, as shown by Tukey Kramer's post hoc test (Table 1).

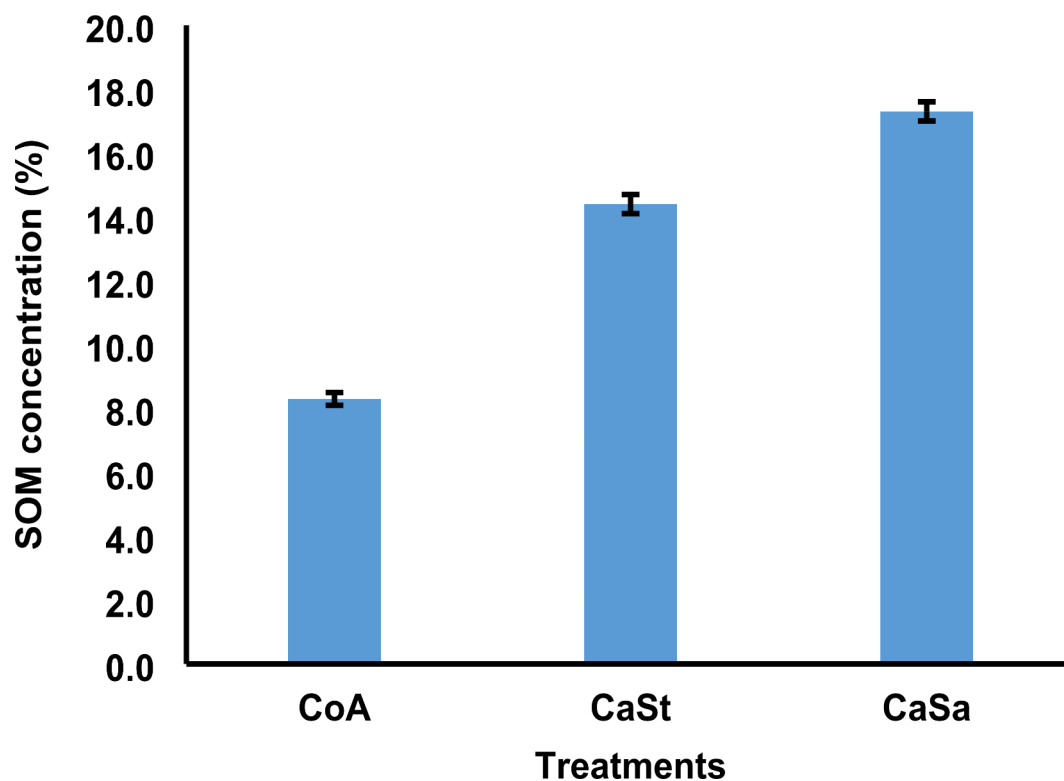


Fig. 3. The percentage concentration of SOM. CoA represents the control andosol, CaSt represents carbonization and standard compost, and CaSa represents carbonization and sanitation. Error bars represent the standard error for each treatment mean.

Pairwise comparison of treatments	A significant level of selected soil properties		
	SOM	SOC	Soil moisture
CoA compared to CaSt	<0.001	<0.001	<0.001
CoA compared to CaSa	<0.001	<0.001	<0.001
CaSt compared to CaSa	<0.001	<0.001	<0.001

Table 1. Mean comparisons between treatments were performed using Tukey–Kramer post hoc tests.

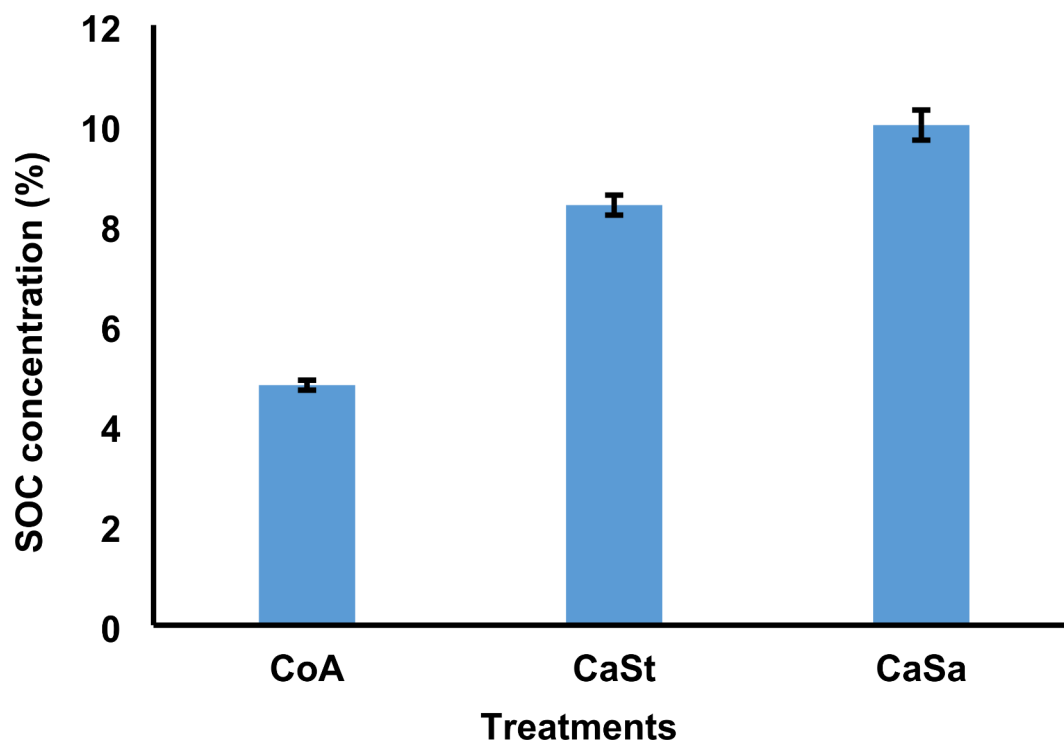


Fig. 4. Shows the percentage concentration of SOC. CoA represents the control Andosol, CaSt represents carbonization and standard compost, and CaSa represents carbonization and sanitation. The error bars represent the standard error for each treatment mean.

Effect of biochar on soil moisture content

According to the data, the soil moisture content was higher in the plots treated with CaSa (6.3%) than in the plots treated with CaSt (4.0%). Conversely, the soil moisture content was comparatively lower in the CoA plots (1.8%) (Fig. 5). When pairwise comparisons were performed using Tukey Kramer's post hoc test (Table 1), significant variations in soil moisture content were observed between CoA and CaSt, CoA and CaSa, and CaSt and CaSa, all with $p < .001$.

CoA represents the control andosol, CaSt represents carbonization and standard compost, CaSa represents carbonization and sanitation, SOC represents soil organic carbon, and SOM represents soil organic matter.

Discussion

Long-term application of biochar significantly increased the amount of SOM in soils that had been treated with biochar. The plots treated with biochar had higher concentrations of SOM (Fig. 3), possibly due to the presence of organic matter in the biochar. These findings are consistent with previous studies by Khan et al.⁸³ and Zhang et al.⁸⁴, who also reported a significant increase in the SOM concentration following biochar application. According to reports by Gong et al.⁸⁵ and Liu et al.⁸⁶, the addition of biochar consistently leads to an increase in SOM due to its organic matter content.

According to our findings, adding biochar to soil improves the long-term preservation of SOM. Studies by Rombolà et al.⁸⁷ and Smebye et al.⁸⁸ have shown that the stability of biochar prevents organic matter from draining out of the soil and protects it from physical degradation. Therefore, biochar can effectively stabilize and protect SOM for many years⁴⁶. Furthermore, our findings support the feasibility of using biochar to improve organic matter content in degraded soils for many years. Maintaining SOM at a threshold level is crucial for the balanced functioning of agroecosystems and for environmental functions⁸⁹. It also plays a vital role in the global carbon cycle⁹⁰.

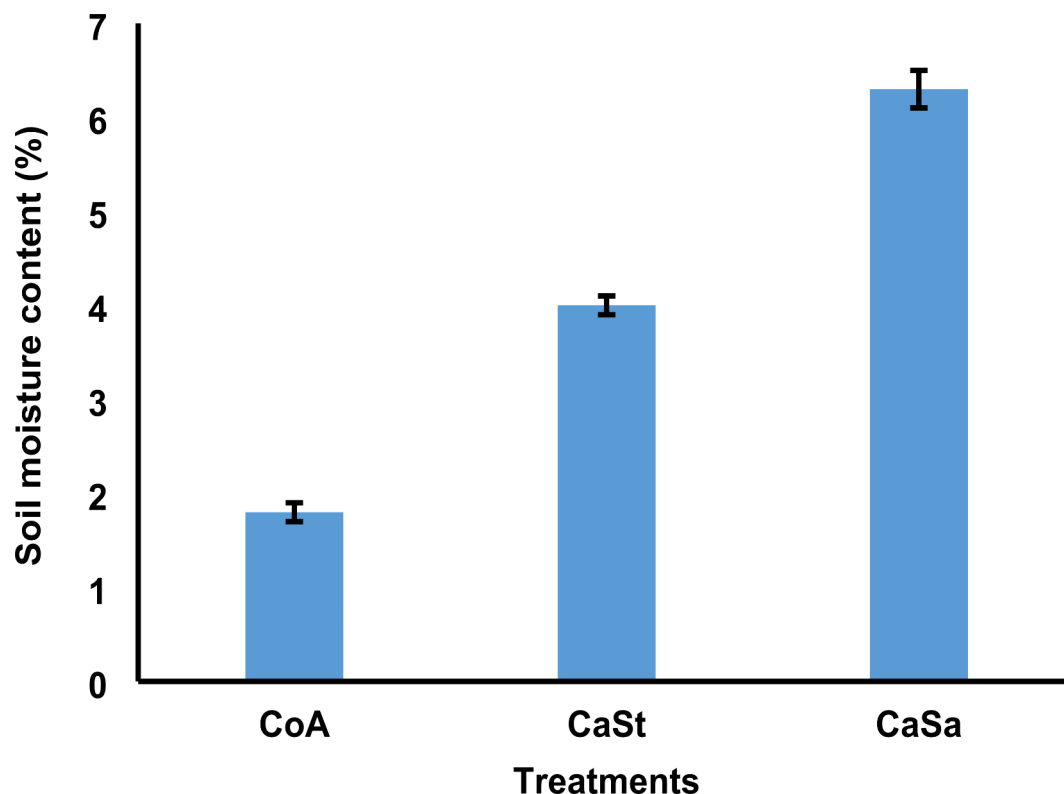


Fig. 5. Shows percentage concentration of the soil moisture content. CoA represents the control andosol, CaSt represents carbonization and standard compost, and CaSa represents carbonization and sanitation. Error bars represent the standard error for each treatment mean.

The results of our study indicate that the addition of biochar significantly increased the amount of organic carbon in the soil. Previous research has shown that applying biochar as an organic amendment can effectively increase SOC levels⁹¹. Studies by Yang et al.⁹² and Lehmann et al.⁹³ suggest that biochar can aid in carbon storage and expand the carbon pool. Figure 4 illustrates the differences in SOC resulting from the organic carbon component in the biochar. These findings support previous research by Nogués et al.⁹⁴ and Rombolà et al.⁸⁷, which indicated that biochar needs to be resistant to degradation over time to effectively store carbon in the soil. The stable structure of biochar prevents the oxidation of organic carbon and increases its resistance to microbial degradation^{95,96}.

According to several studies, biochar can remain in the soil for a long time and can store carbon in a resistant form for hundreds or even thousands of years^{38,46}. These findings suggest that biochar is an effective soil amendment for storing carbon and preventing its immediate release into the atmosphere. These results support the findings of Lehmann et al.⁹³ and Oliveira et al.⁹⁷, who observed that biochar, due to its high stability, can persist in the soil and benefit soil carbon sequestration. Therefore, these findings agree with the fact that biochar has the potential to provide a substantial and long-lasting carbon reservoir. Other studies have shown that SOC significantly contributes to global climate change and plays a crucial role in the global carbon balance^{87,98}. These findings support the notion that biochar can serve as a valuable organic supplement for reducing carbon emissions^{99,100}.

According to the results, the application of biochar significantly increased the moisture content of the soil (Fig. 5). These findings are consistent with previous studies by Edeh et al.¹⁰¹ and Murtaza et al.¹⁰², who showed that biochar can improve various soil physiochemical parameters, including water infiltration, water holding capacity, and saturated hydraulic conductivity, to support cultivation. Similarly, researchers Liao & Thomas¹⁰³ and Novak et al.¹⁰⁴ reported a significant increase in soil moisture content with the addition of biochar. The specific characteristics of the biochar and the application rate may have influenced the notable increase in soil moisture observed in this study.

Further support for the positive impact of biochar on soil moisture can be found in the study conducted by Asai et al.¹⁰⁵, which demonstrated that the application of biochar improved the soil moisture content. This improvement is primarily attributed to the porosity and surface area of the biochar. Additionally, research by Novak et al.¹⁰⁴ and Chen et al.¹⁰⁶ have shown that the presence of biochar in a soil system can enhance moisture storage by altering the distribution of soil pore sizes, leading to improvements in soil aggregation. However, it is important to note that the impact of biochar on soil texture also plays a significant role in determining the soil moisture content¹⁰⁷. Consequently, the application of biochar offers the advantage of increased stability, which can prolong the beneficial effects of the amendment and provide soil moisture for a longer period of time.

Conclusion

The application of biochar as an organic amendment was found to affect soil moisture, soil organic matter (SOM), and soil organic carbon (SOC) in this study. However, the amount of SOM and SOC stored in the soil significantly increased with the application of carbonization and sanitation (CaSa). CaSa can act as a carbon pool, helping to offset carbon emissions and maintain carbon in the soil for a longer period of time. Biochar can improve soil health for cultivation, as evidenced by the increase in SOM and soil moisture content. In contrast, the control Andosol (CoA) had minimal long-term effects on the SOM concentration, SOC storage, and soil moisture content. Due to its ability to gradually increase SOM, SOC, and soil moisture, CaSa biochar is recommended for use as an organic amendment in the agricultural land of the Karagwean dominated by Andosols. However, additional research is needed to better understand how soil nutrients, physical characteristics, and heavy metal loads change over time in soils treated with biochar in similar settings.

Data availability

The authors certify that all the data supporting the information contained in this study are provided within the manuscript. For legitimate inquiries, the authors will provide the relevant data. For further information on the data used in this study, please contact Baraka Ernest (barakaernest690@gmail.com).

Received: 23 February 2024; Accepted: 13 December 2024

Published online: 19 December 2024

References

- He, M. et al. A critical review on performance indicators for evaluating soil biota and soil health of biochar-amended soils. *J. Hazard. Mater.* **414**, 125378 (2021).
- Pepper, I. L., Gerba, C. P., Newby, D. T. & Rice, C. W. Soil: A public health threat or savior? *Crit. Rev. Environ. Sci. Technol.* **39**, 416–432 (2009).
- Rodríguez, B. C. et al. Conservation Agriculture as a Sustainable System for Soil Health: A Review. *Soil. Syst.* **6**, 1–37 (2022).
- Lal, R. Challenges and opportunities in soil organic matter research. *Eur. J. Soil. Sci.* **60**, 158–169 (2009).
- Paul, E. A. The nature and dynamics of soil organic matter: Plant inputs, microbial transformations, and organic matter stabilization. *Soil. Biol. Biochem.* **98**, 109–126 (2016).
- Právělie, R. et al. Global changes in soil organic carbon and implications for land degradation neutrality and climate stability. *Environ. Res.* **201**, 111580 (2021).
- Di Palma, L., Ferrantelli, P., Merli, C., Petrucci, E. & Pitzolu, I. Influence of soil organic matter on copper extraction from contaminated soil. *Soil. Sediment. Contam. Int. J.* **16**, 323–335 (2007).
- Plaza, C. et al. Soil resources and element stocks in drylands to face global issues. *Sci. Rep.* **8**, 1–8 (2018).
- Saha, P., Nath, A. & Nath, A. J. Chapter 9 - Land degradation evaluation based on SDG indicators in the eastern Himalayan region: A case study from Nagaland state. in *Climate Change in the Himalayas: Vulnerability and Resilience of Biodiversity and Forest Ecosystems* (eds. Kumar, A., Jong, W. De, Kumar, M. & Pandey, R. B. T.-C. C. in the H.) 141–160 Academic Press, doi: (2023). <https://doi.org/10.1016/B978-0-443-19415-3.00002-5>
- Jobbágy, E. G. & Jackson, R. B. The vertical distribution of soil organic carbon and its relation to climate and vegetation. *Ecol. Appl.* **10**, 423–436 (2000).
- Lal, R. Sequestration of atmospheric CO₂ in global carbon pools. *Energy Environ. Sci.* **1**, 86–100 (2008).
- Stockmann, U. et al. The knowns, known unknowns and unknowns of sequestration of soil organic carbon. *Agric. Ecosyst. Environ.* **164**, 80–99 (2013).
- Lal, R. Soil erosion and the global carbon budget. *Environ. Int.* **29**, 437–450 (2003).
- Lal, R. Managing soils and ecosystems for mitigating anthropogenic carbon emissions and advancing global food security. *Bioscience* **60**, 708–721 (2010).
- Liu, C. et al. Characterizing dissolved organic matter in eroded sediments from a loess hilly catchment using fluorescence EEM-PARAFAC and UV-Visible absorption: Insights from source identification and carbon cycling. *Geoderma* **334**, 37–48 (2019).
- Kumar, S. et al. Chapter 5-remote sensing for agriculture and resource management. in *Natural Resources Conservation and Advances for Sustainability* (eds. Jhariya, M. K., Meena, R. S., Banerjee, A. & Meena, S. N. B. T.-N. R. C. and A. for S.) 91–135 (Elsevier, 2022). <https://doi.org/10.1016/B978-0-12-822976-7.00012-0>
- Robock, A. Hydrology | Soil Moisture. in *Encyclopedia of Atmospheric Sciences* (ed. Holton, J. R. B. T.-E. of A. S.) 987–993 Academic Press, doi: (2003). <https://doi.org/10.1016/B0-12-227090-8/00169-X>
- Rasheed, M. W. et al. Soil moisture measuring techniques and factors affecting the moisture dynamics: A comprehensive review. *Sustain* **14**, (2022).
- Jin, M. S. & Mullens, T. A study of the relations between soil moisture, soil temperatures and surface temperatures using ARM observations and offline CLM4 simulations. *Climate* **2**, 279–295 (2014).
- Borowik, A. & Wyszowska, J. Soil moisture as a factor affecting the microbiological and biochemical activity of soil. *Plant. Soil. Environ.* **62**, 250–255 (2016).
- Bian, H. et al. Soil Moisture Affects the Rapid Response of Microbes to Labile Organic C Addition. *Front. Ecol. Evol.* **10**, 1–10 (2022).
- Panhwar, Q. A., Ali, A., Naher, U. A. & Memon, M. Y. Chapter 2 - Fertilizer management strategies for enhancing nutrient use efficiency and sustainable wheat production. in *Woodhead Publishing Series in Food Science, Technology and Nutrition* (eds. Chandran, S., Unni, M. R. & Thomas, S. B. T.-O. F.) 17–39 Woodhead Publishing, doi: (2019). <https://doi.org/10.1016/B978-0-12-813272-2.00002-1>
- Tian, H. et al. Mapping winter crops in China with multi-source satellite imagery and phenology-based algorithm. *Remote Sens.* **11**, 1–23 (2019).
- Abhilash, P. C., Singh, A., Rakshit, A. & Tripathi, V. Soil amendments for environmental sustainability: Policy recommendations and future prospects. in *Soil Amendments for Sustainability* 115–122 CRC Press, (2018).
- Jones, A. & the European Union. et al. *Soil Atlas of Africa*. (Publications Office of, doi: (2013). <https://doi.org/10.2788/52319> (print), 10.2788/52176 (online).
- Kiboi, M. N., Ngetich, K. F., Fliessbach, A., Muriuki, A. & Mugendi, D. N. Soil fertility inputs and tillage influence on maize crop performance and soil water content in the Central Highlands of Kenya. *Agric. Water Manag.* **217**, 316–331 (2019).
- Mugizi, F. M. P. & Matsumoto, T. Population pressure and soil quality in Sub-Saharan Africa: Panel evidence from Kenya. *Land. Use Policy.* **94**, 104499 (2020).
- Ogola, S. A. Land and natural resources conflicts in transboundary agroecosystem management project Kagera basin. Assessment report to project. 'Kagera Agro-Ecosystems'. **2**, 31–36 (2011).

29. Rugalema, G. H., Okting'ati, A. & Johnsen, F. H. The homegarden agroforestry system of Bukoba district, North-Western Tanzania. 1. Farming system analysis. *Agrofor. Syst.* **26**, 53–64 (1994).
30. Tully, K., Sullivan, C., Weil, R. & Sanchez, P. The State of soil degradation in sub-Saharan Africa: Baselines, trajectories, and solutions. *Sustain* **7**, 6523–6552 (2015).
31. Githongo, M. et al. Organic Carbon Content in Fractions of Soils Managed for Soil Fertility Improvement in Sub-Humid Agroecosystems of Kenya. *Sustain* **5**, 1–17 (2023).
32. Jat, H. S. et al. Assessing soil properties and nutrient availability under conservation agriculture practices in a reclaimed sodic soil in cereal-based systems of North-West India. *Arch. Agron. Soil. Sci.* **64**, 531–545 (2018).
33. Zingore, S., Mutegi, J., Agesa, B., Tamene, L. & Kihara soil degradation in sub-saharan africa and crop production options for soil rehabilitation. *Better Crop Plant. Food.* **99**, 24–26 (2015).
34. Food and Agriculture Organization. Status of the world's soil resources (SWSR)-main report. Food and Agriculture of the United Nations and Intergovernmental Technical Panel on Soils. (2015).
35. Vanlauwe, B. et al. Integrated soil fertility management: Operational definition and consequences for implementation and dissemination. *Outlook Agric.* **39**, 17–24 (2010).
36. Vanlauwe, B. et al. A fourth principle is required to define Conservation Agriculture in sub-Saharan Africa: The appropriate use of fertilizer to enhance crop productivity. *F Crop Res.* **155**, 10–13 (2014).
37. Antunes, E., Schumann, J., Brodie, G., Jacob, M. V. & Schneider, P. A. Biochar produced from biosolids using a single-mode microwave: Characterisation and its potential for phosphorus removal. *J. Environ. Manage.* **196**, 119–126 (2017).
38. Spokas, K. Review of the stability of biochar in soils: Predictability of O:C molar ratios. *Carbon Manag.* **1**, 289–303 (2010).
39. Wang, J. & Wang, S. Preparation, modification and environmental application of biochar: A review. *J. Clean. Prod.* **227**, 1002–1022 (2019).
40. Alling, V. et al. The role of biochar in retaining nutrients in amended tropical soils. *J. Plant. Nutr. Soil. Sci.* **177**, 671–680 (2014).
41. Hailegnaw, N. S., Mercl, F., Pračke, K., Száková, J. & Tlustoš, P. Mutual relationships of biochar and soil pH, CEC, and exchangeable base cations in a model laboratory experiment. *J. Soils Sediments.* **19**, 2405–2416 (2019).
42. Zhou, Z. et al. Effects of organic fertilizer incorporation practices on crops yield, soil quality, and soil fauna feeding activity in the wheat-maize rotation system. *Front. Environ. Sci.* **10**, 1–13 (2022).
43. Ramos, F. et al. Soil organic matter doubles the cation exchange capacity of tropical soil under no-till farming in Brazil. *J. Sci. Food Agric.* **98**, (2018).
44. Laird, D. The charcoal vision: A win-win-win scenario for simultaneously producing bioenergy, permanently sequestering carbon, while improving soil and water quality. *Agron. J.* **100**, 178–181 (2008).
45. Lehmann, J. et al. Persistence of biochar in soil. *Biochar Environ. Manag.* 267–314. <https://doi.org/10.4324/9780203762264-17> (2015).
46. Wang, J., Xiong, Z. & Kuzyakov, Y. Biochar stability in soil: meta-analysis of decomposition and priming effects. *Glob Chane Biol. Bioenergy.* **8**, 512–523 (2016).
47. Eltigani, A. et al. Energy for Sustainable Development Exploring lessons from five years of biochar-producing cookstoves in the Kagera region, Tanzania. *Energy Sustain. Dev.* **71**, 141–150 (2022).
48. Krause, A., Kaupenjohann, M., George, E. & Koepfel, J. Nutrient recycling from sanitation and energy systems to the agroecosystem- ecological research on case studies in Karagwe, Tanzania. *Afr. J. Agric. Res.* **10**, 4039–4052 (2015).
49. Krause, A., Nehls, T., George, E. & Kaupenjohann, M. Organic wastes from bioenergy and ecological sanitation as a soil fertility improver: A field experiment in a tropical Andosol. *Soil* **2**, 147–162 (2016).
50. Arneith, A. et al. Restoring Degraded Lands. *Annu. Rev. Environ. Resour.* **46**, 569–599 (2021).
51. Baiamonte, G., Gristina, L., Orlando, S., Palermo, S. S. & Minacapilli, M. No-till soil organic carbon sequestration patterns as affected by climate and soil erosion in the arable land of mediterranean Europe. *Remote Sens.* **14**, (2022).
52. Smith, P. et al. Which practices co-deliver food security, climate change mitigation and adaptation, and combat land degradation and desertification? *Glob Chang. Biol.* **26**, 1532–1575 (2020).
53. Hansson, A., Haikola, S., Fridahl, M. & Yanda, P. *Biochar as multi - purpose sustainable technology: experiences from projects in Tanzania. Environment, Development and Sustainability* (Springer Netherlands, 2020). <https://doi.org/10.1007/s10668-020-0080-9-8>
54. Minhas, W. A. et al. Synergetic use of biochar and synthetic nitrogen and phosphorus fertilizers to improves maize productivity and nutrient retention in loamy soil. *J. Plant. Nutr.* **43**, 1356–1368 (2020).
55. Yeboah, E., Asamoah, G., Kofi, B. & Abunyewa, A. A. Effect of biochar type and rate of application on maize yield indices and water use efficiency on an Ultisol in Ghana. *Energy Procedia.* **93**, 14–18 (2016).
56. Li, Q. et al. Short-term influence of biochar on soil temperature, liquid moisture content and soybean growth in a seasonal frozen soil area. *J. Environ. Manage.* **266**, 110609 (2020).
57. Cong, M. et al. Long-term effects of biochar application on the growth and physiological characteristics of maize. *Front. Plant. Sci.* **14**, 1–15 (2023).
58. Krause, A. & Rotter, V. S. Recycling Improves Soil Fertility Management in Smallholdings in Tanzania. *Agriculture* **8**, 1–31 (2018).
59. Krause, A. *Valuing Waste – A Multi-method Analysis of the Use of Household Refuse from Cooking and Sanitation for Soil Fertility Management in Tanzanian Smallholdings.* (2020).
60. Borchard, N. et al. Biochar, soil and land-use interactions that reduce nitrate leaching and N2O emissions: A meta-analysis. *Sci. Total Environ.* **651**, 2354–2364 (2019).
61. Major, J., Rondon, M., Molina, D., Riha, S. J. & Lehmann, J. Maize yield and nutrition during 4 years after biochar application to a Colombian savanna oxisol. *Plant. Soil.* **333**, 117–128 (2010).
62. Gwenzi, W., Chaukura, N., Wenga, T. & Mtisi, M. Biochars as media for air pollution control systems: Contaminant removal, applications and future research directions. *Sci. Total Environ.* **753**, 142249 (2021).
63. Hu, Y. et al. After-effects of straw and straw-derived biochar application on crop growth, yield, and soil properties in wheat (*Triticum aestivum* L.) -maize (*Zea mays* L.) rotations: A four-year field experiment. *Sci. Total Environ.* **780**, 146560 (2021).
64. Kuzyakov, Y., Bogomolova, I., Glaser, B. & Soil Biology and biochemistry biochar stability in soil: Decomposition during eight years and transformation as assessed by compound-specific c 14 C analysis. *Soil. Biol. Biochem.* **70**, 229–236 (2014).
65. WHO. Safe use of wastewater, excreta and greywater guidelines. 4: Excreta and greywater use in agriculture. *Wastewater reuse Agric.* **2**, 182 (2006).
66. Mahapatra, S., Ali, M. H., Samal, K. & Moullick, S. Diagnostic and treatment technologies for detection and removal of helminth in wastewater and sludge. *Energy Nexus.* **8**, 100147 (2022).
67. Sundberg, C. et al. Biochar from cookstoves reduces greenhouse gas emissions from smallholder farms in Africa. *Mitig. Adapt. Strateg Glob. Chang.* **25**, 953–967 (2020).
68. Peel, M. C., Finlayson, B. L. & McMahon, T. A. Updated world map of the Köppen-Geiger climate classification. *Hydrol. Earth Syst. Sci.* **11**, 1633–1644 (2007).
69. African Development Bank. Project: Kakono hydroelectric power project-in Karagwe and Misenyi districts, Kagera region, United Republic of Tanzania. *Environ. Soc. Impact Assess. RAP Summ.* (2018).
70. United Republic of Tanzania. National Sample Census of Agriculture 2007/2008, Regional Report-Kagera Region, Volume Vh. (2012).
71. Batjes, N. H. Global distribution of soil phosphorus retention potential. Wageningen, ISRIC. *World Soil. Inf.* (2011).

72. Chen, D. et al. Low uptake affinity cultivars with biochar to tackle Cd-tainted rice—A field study over four rice seasons in Hunan, China. *Sci. Total Environ.* **541**, 1489–1498 (2016).
73. Kaushik, A. K. & Kaushik, P. Analysis of Youden square design with several missing observations. *Int. J. Stat. Appl. Math.* **4**, 104–111 (2019).
74. Fernández-Ugalde, O., Jones, A. & Meuli, R. G. Comparison of sampling with a spade and gouge auger for topsoil monitoring at the continental scale. *Eur. J. Soil. Sci.* **71**, 137–150 (2020).
75. Casler, M. D., Vermerris, W. & Dixon, R. A. Replication concepts for bioenergy research experiments. *Bioenergy Res.* **8**, 1–16 (2015).
76. Tesfahunegn, G. B. & Gebru, T. A. Variation in soil properties under different cropping and other land-use systems in Dura. *PLoS One.* **15**, 1–27 (2020).
77. Sparks, D. L. et al. Methods of soil analysis: Part 3—chemical methods. *Book. Ser. Number 5 Soil. Sci. Soc. Am.* 961–1010. (1996).
78. Walkley, A. & Black, I. A. An examination of Degtjareff method for determining soil organic matter and a proposed modification of the chromic acid titration method. *Soil. Sci.* **37**, 8–9 (1934).
79. Walkley, A. A critical examination of a rapid method for determining organic carbon in soils: Effect of variations in digestion conditions and of organic soil constituents. *Soil. Sci.* **63**, 251–264 (1947).
80. Estefan, G., Sommer, R. & Ryan, J. Methods of Soil, Plant, and Water Analysis: A manual for the West Asia and North African region. (Third Edition). *Int. Cent. Agric. Res. Dry Areas* (2013).
81. Aregahegn, Z. Optimization of the analytical method for the determination of organic matter. *J. Soil. Sci. Environ. Manag.* **11**, 1–5 (2020).
82. Blaisdell, R. et al. Recommended procedures for collecting, processing, and analyzing soil samples in CASMGS research Plots. *CASMGS Exec. Comm.* 1–7 (2003).
83. Khan, S., Ismail, M., Ibrar, M., Haq, J. U. & Ali, Z. The effect of biochar on soil organic matter, total n in soil and plant, nodules, grain yield and biomass of mung bean. *Soil. Environ.* **39**, 87–94 (2020).
84. Zhang, P. et al. The mechanism of p-nitrophenol degradation by dissolved organic matter derived from biochar. *Sci. Total Environ.* **868**, 161693 (2023).
85. Gong, H., Li, Y. & Li, S. Effects of the interaction between biochar and nutrients on soil organic carbon sequestration in soda saline-alkali grassland: A review. *Glob Ecol. Conserv.* **26**, e01449 (2021).
86. Liu, S. et al. Response of soil carbon dioxide fluxes, soil organic carbon and microbial biomass carbon to biochar amendment: A meta-analysis. *GCB Bioenergy.* **8**, 392–406 (2016).
87. Rombolà, A. G. et al. Effect of biochar amendment on organic matter and dissolved organic matter composition of agricultural soils from a two-year field experiment. *Sci. Total Environ.* **812**, 151422 (2022).
88. Smebye, A. et al. Biochar amendment to soil changes dissolved organic matter content and composition. *Chemosphere* **142**, 100–105 (2016).
89. Izaurralde, C. R., Rosenberg, N. J. & Lal, R. *Mitigation of climatic change by soil carbon sequestration: Issues of science, monitoring, and degraded lands.* in *Advances in Agronomy* vol. 701–75 (Academic, 2001).
90. Hoffland, E., Kuyper, T. W., Comans, R. N. J. & Creamer, R. E. Eco-functionality of organic matter in soils. *Plant. Soil.* **455**, 1–22 (2020).
91. Liu, X. et al. Sustainable biochar effects for low carbon crop production: A 5-crop season field experiment on a low fertility soil from central China. *Agric. Syst.* **129**, 22–29 (2014).
92. Yang, S. et al. Effects of Biochar Application on Soil Organic Carbon Composition and Enzyme Activity in Paddy Soil under Water-Saving Irrigation. *Int. J. Environ. Res. Public Health* **17**, (2020).
93. Lehmann, J., Gaunt, J. & Rondon, M. Bio-char sequestration in terrestrial ecosystems-A review. *Mitig Adapt. Strateg Glob Chang.* **11**, 403–427 (2006).
94. Nogués, I. et al. Biochar soil amendment as carbon farming practice in a Mediterranean environment. *Geoderma Reg.* **33**, e00634 (2023).
95. Ma, L. et al. Effects of biochar on organic carbon content and fractions of gray desert soil. *Chin. J. Eco-Agric.* **20**, 976–981 (2012).
96. Nguyen, B. et al. Long-term black carbon dynamics in cultivated soil. *Biogeochemistry* **89**, 295–308 (2008).
97. Oliveira, F. R. et al. Environmental application of biochar: Current status and perspectives. *Bioresour Technol.* **246**, 110–122 (2017).
98. Xu, S., Sheng, C. & Tian, C. Changing soil carbon: influencing factors, sequestration strategy and research direction. *Carbon. Balance Manag.* **15**, (2020).
99. Ashiq, W. et al. Biochar amendment mitigates greenhouse gases emission and global warming potential in dairy manure based silage corn in boreal climate. *Environ. Pollut.* **265**, 114869 (2020).
100. Mosa, A. et al. Biochar as a soil amendment for restraining greenhouse gases emission and improving soil carbon sink: Current situation and ways forward. *Sustain* **15**, 1206 (2023).
101. Edeh, I. G., Mašek, O. & Buss, W. A meta-analysis on biochar's effects on soil water properties-New insights and future research challenges. *Sci. Total Environ.* **714**, 136857 (2020).
102. Murtaza, G. et al. Biochar induced modifications in soil properties and its impacts on crop growth and production. *J. Plant. Nutr.* **1–15** <https://doi.org/10.1080/01904167.2021.1871746> (2021).
103. Liao, W. & Thomas, S. C. Biochar particle size and post-pyrolysis mechanical processing affect soil pH, water retention capacity, and plant performance. *Soil. Syst.* **3**, 1–16 (2019).
104. Novak, J. M. et al. Biochars impact on soil-moisture storage in an ultisol and two aridisols. *Soil. Sci.* **177**, 310–320 (2012).
105. Asai, H. et al. Biochar amendment techniques for upland rice production in Northern Laos: 1. Soil physical properties, leaf SPAD and grain yield. *F Crop Res.* **111**, 81–84 (2009).
106. Chen, Y., Shinogi, Y. & Taira, M. Influence of biochar use on sugarcane growth, soil parameters, and groundwater quality. *Soil. Res.* **48**, 526–530 (2010).
107. Toková, L., Igaz, D., Horák, J. & Aydın, E. Can application of biochar improve the soil water characteristics of silty loam soil? *J. Soils Sediments.* **23**, 2832–2847 (2023).

Acknowledgements

This work was funded by The Swedish National Research Program on Climate and the Swedish Research Council Formas and is a part of the “Opening the portfolio of negative emissions technologies: A comprehensive study of social, techno-economic and ethical dimensions of biomass-based NETs in Sweden and Tanzania” (Grant No. 2019-01973). We also appreciate the technical support from the Mavuno Organization and the Tanzania Agricultural Research Institute during the experimental evaluation process.

Author contributions

B.E: Conceptualization, Data curation, Investigation, Methodology, Formal analysis, Writing-original draft, Writing-review & editing. P.Z.Y: Conceptualization, Investigation, Supervision, Writing-original draft, Writ-

ing-review & editing. A.H: Funding acquisition, Project administration, Supervision, Writing-review & editing. M.F: Writing-review & editing, Supervision.

Funding

Open access funding provided by Linköping University.

Declarations

Competing interests

The authors declare no competing interests.

Additional information

Correspondence and requests for materials should be addressed to A.H.

Reprints and permissions information is available at www.nature.com/reprints.

Publisher's note Springer Nature remains neutral with regard to jurisdictional claims in published maps and institutional affiliations.

Open Access This article is licensed under a Creative Commons Attribution 4.0 International License, which permits use, sharing, adaptation, distribution and reproduction in any medium or format, as long as you give appropriate credit to the original author(s) and the source, provide a link to the Creative Commons licence, and indicate if changes were made. The images or other third party material in this article are included in the article's Creative Commons licence, unless indicated otherwise in a credit line to the material. If material is not included in the article's Creative Commons licence and your intended use is not permitted by statutory regulation or exceeds the permitted use, you will need to obtain permission directly from the copyright holder. To view a copy of this licence, visit <http://creativecommons.org/licenses/by/4.0/>.

© The Author(s) 2024